






Capacity from 20 kg to 500 kg



### MOUNTING KITS



- 17-4 PH STAINLESS STEEL
- COMBINED ERROR  $\leq \pm 0.02\%$  (0.017% C4)
- IP68 PROTECTION RATING

CAPACITY	kg	ACCURACY CLASS				NET WEIGHT (kg)
		C3	C4			
20		•	•	—	•	0.4
50		•	•	•	•	0.4
100		•	•	•	•	0.4
200		•	•	•	•	0.4
350		•	•	•	•	0.4
500		•	•	•	•	0.4

ON REQUEST

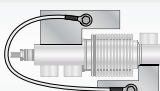
### CERTIFICATIONS

- OIML R60 C3
- Complies with the Eurasian Customs Union standards
- Equivalent of the CE marking for the United Kingdom
- Complies with United Kingdom regulations for legal for trade use

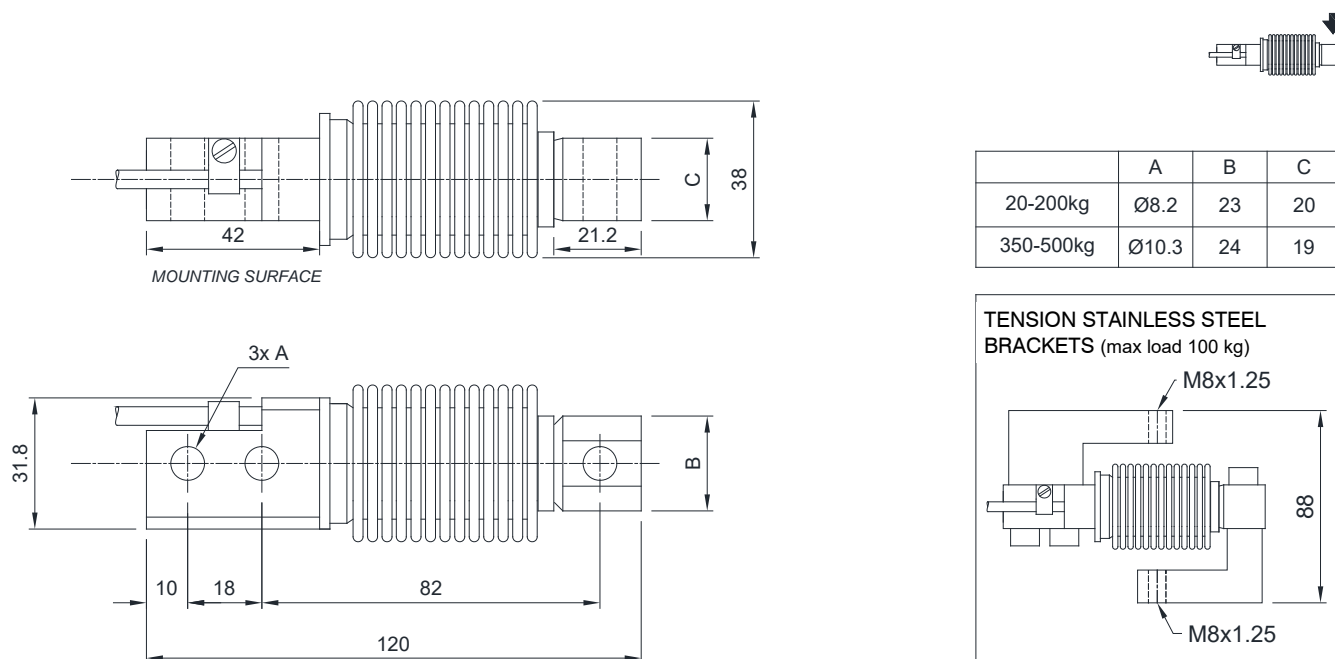
#### CERTIFICATIONS ON REQUEST

- Linearity test
- ATEX II 1GD (zone 0-1-2-20-21-22) (CE - UKCA)
- IECEx (zone 0-1-2-20-21-22)
- OIML R60 C4
- Complies with the Eurasian Customs Union standards for use in potentially explosive atmospheres
- FM HazLoc - Complies with the United States and Canada standards for use in potentially explosive atmospheres
- NTEP - Complies with United States regulations for legal for trade use

### COMPLEMENTARY ACCESSORIES

DESCRIPTION	CODE
 <p>Pair of tension stainless steel brackets. Maximum static load: 100 kg</p>	STAFFEFC

### DIMENSIONS (mm)



For the load cell fixing screws, provide the tightening torque indicated in the table

Screw	M8		M10	
Screw class	6.8	8.8	6.8	8.8
Tightening torque	19 Nm	25 Nm	37 Nm	50 Nm

### TECHNICAL FEATURES

Material		17-4 PH stainless steel	
OIML R60 Accuracy class • Verification intervals		C3 • 3000	C4 • 4000
Nominal load (E max)		20 - 50 - 100 - 200 - 350 - 500 kg	
Minimum verification interval (V min)		E max / 10000	E max / 15000
Combined error		≤ ±0.02%	≤ ±0.017%
Protection rating		IP68	
Rated output	2 mV/V ±1%   *	Input resistance	460 Ω ±50
Temperature effect on zero	0.002% °C	Output resistance	350 Ω ±3.5
Temperature effect on span	0.0014% °C	Zero balance	≤ ±1%
Compensated temperature range	-10 °C / +40 °C	Insulation resistance	≥5000 MΩ
Operating temperature range	-35 °C / +65 °C	Safe overload (% of full scale)	150%
Creep at nominal load in 30 minutes	0.02%	Ultimate overload (% of full scale)	300%
Max supply voltage without damage	18 V	Deflection at nominal load	0.4 mm

\* Calibrated current output

### ELECTRICAL CONNECTIONS

Cable length	3 m
Cable diameter	5 mm
Cores	4 x 0.22 mm <sup>2</sup>



The Company reserves the right to make changes to the technical data, drawings and images without notice.