







Capacity up to 300 kg



- Painted steel tubular structure.
- AISI 304 stainless steel loading plate.
- Aluminum alloy IP65 load cell.
- Feet in galvanized steel and polyamide.
- Connection for indicator-holder column.

CAPACITY	kg	ACCURACY CLASS C3	C4	 	DIMENSION (mm)	WEIGHT (kg)	CODE
75		•	—	•	460 x 600	23	MN75
150		•	•	•	460 x 600	23	MN150
300		•	•	•	460 x 600	23	MN300
<div>  ON REQUEST </div>							

### CERTIFICATIONS



OIML R60 C3



Equivalent of the CE marking for the United Kingdom

CERTIFICATIONS ON REQUEST



ATEX II 2GD (zone 1-2-21-22)

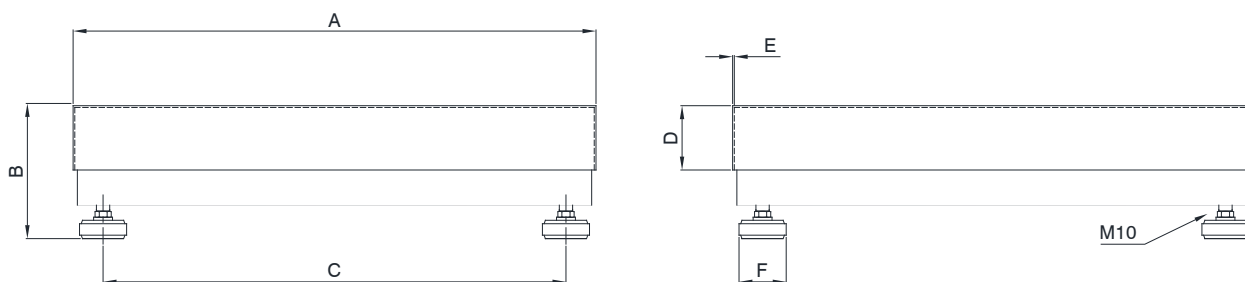


IECEx (zone 1-2-21-22)



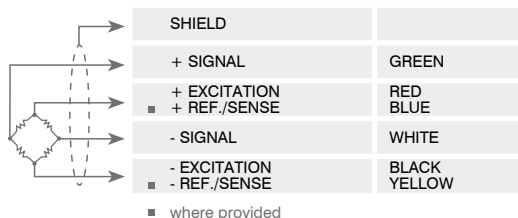
OIML R60 C4

### DIMENSIONS (mm)





Code	Load cells capacities	Platforms (A)	B	C	D	E	F	Gross Weight
MN75	APL 100 kg	460 x 600 mm	150	397 x 542 mm	64	1.5	60	23 kg
MN150	APL 200 kg							
MN300	APL 500 kg							

### ELECTRICAL CONNECTIONS



### OPTIONS ON REQUEST

DESCRIPTION	CODE
 <p>Stainless steel indicator-holder column (Ø38 mm, height 700 mm). Painted steel bracket for platform mounting.</p>	COLONNAM + STAFFACN
 <p>Non-standard capabilities.</p>	

The Company reserves the right to make changes to the technical data, drawings and images without notice.