



MODBUS RTU



Indicator-holder bracket and column



Stainless steel bracket for wall mounting










D-SUB connectors - IP40




Universal power supply included  
24 VDC/1 A - 100÷240 VAC input  
3 m cable length

## CERTIFICATIONS

-  OIML R76:2006, class III, 3x10000 divisions, 0.2  $\mu$ V/VSI / OIML R61 - WELMEC Guide 8.8:2011 (MID)
-  UL Recognized component - Complies with United States and Canada standards
-  Complies with the Eurasian Customs Union standards
-  Equivalent of the CE marking for the United Kingdom
-  Complies with United Kingdom regulations for legal for trade use
-  NTEP -  $n_{max}$  10000 - Class III/IIIL - Complies with United States regulations for legal for trade use
-  Complies with Chinese market regulations for legal for trade use

### CERTIFICATIONS ON REQUEST

- M** Conformity assessment (initial verification) in combination with Laumas weighing module (   )

### DESCRIPTION

- ABS weight indicator.
- Installation: desk, wall, column.
- Dimensions: 280x120x200 mm.
- 6-digit semi-alphanumeric red LED display (20 mm height).
- 8 signaling LED.
- 5-key keyboard.
- Real-time clock/calendar with buffer battery.
- Power supply included.
- D-SUB connectors.
- Designed to operate with 8 NiMH rechargeable batteries, 1.2 V, AA type (not included).
- The instrument can be configured and managed using the free "Instrument Manager" PC software, which you can download from [www.laumas.com](http://www.laumas.com).

### INPUTS/OUTPUTS AND COMMUNICATION

- RS232 serial port for communication via protocols ModBus RTU, ASCII Laumas or continuous one way transmission.
- 1 load cell dedicated input.

### MAIN FUNCTIONS






- Connections to:
  - PC/PLC via RS232 (up to 99 instruments with line repeaters, up to 32 without line repeaters);
  - remote display and printer via RS232;
  - up to 8 load cells in parallel by junction box.
- Piece counting.
- Weight totalizing.
- Digital filter to reduce the effects of weight oscillation.
- Theoretical calibration (via keyboard) and real calibration (with sample weights and the possibility of weight linearization up to 8 points).
- Tare weight zero setting.
- Automatic zero setting at power-on.
- Gross weight zero tracking.
- Semi-automatic tare (net/gross weight) and preset tare.

- Semi-automatic zero.
- Displaying of the maximum weight value reached (peak).
- Direct connection between RS485 and RS232 without converter.
- Weight value printing with date and time via keyboard.
- The indicator can be used as a remote display.



### CE-M (NAWI) e NTEP (SCALES) approved versions

- System parameters management protected by qualified access via software (password) or hardware.
- Weight subdivisions displaying (1/10 e).
- Three operation mode: single interval or multiple ranges or multi-interval.
- Net weight zero tracking.
- Calibration.

### OPTIONS ON REQUEST

POWER SUPPLY		CODE
	8 NiMH rechargeable batteries, 1.2 V, AA type. Operating time: 16 hours.	OPZWBATTWLIGHT
ACCESSORIES		
	ABS adjustable support for column mounting.	STAFFAWDESK
	Stainless steel adjustable bracket for wall mounting. Dimensions with bracket: 206x290x187 mm.	STAFFAIWINOX
	Stainless steel indicator-holder column (Ø38 mm, height 700 mm). Painted steel bracket for platform/floor mounting.	COLONNAM + STAFFACN
	Stainless steel indicator-holder column (Ø38 mm, height 700 mm). Stainless steel bracket for platform/floor mounting.	COLONNAM + STAFFAIN
APPLICATIONS - SOFTWARE		
	Alibi memory.	OPZWALIBI

### TECHNICAL FEATURES

Power supply and consumption	12÷24 VDC ±10%; 6 W
Number of load cells • Load cells supply	up to 8 (350 Ω) - 4/6 wires • 5 VDC/120 mA
Linearity	<0.01% full scale
Thermal drift	<0.0005% full scale/°C
A/D Converter	24 bit (16000000 points) - 4.8 kHz
Divisions (with measurement range ±10 mV and sensitivity 2 mV/V)	±999999 • 0.01 μV/d
Measurement range	±39 mV
Usable load cells sensitivity	±7 mV/V
Conversions per second	300/s
Display range	±999999
Decimals • Display increments	0÷4 • x1 x2 x5 x10 x20 x50 x100
Digital filter • Readings per second	10 levels • 5÷300 Hz
Serial ports	RS232
Baud rate	2400, 4800, 9600, 19200, 38400, 115200 (bit/s)
Humidity (condensate free)	85%
Storage temperature	-30 °C +80 °C
Working temperature	-20 °C +60 °C
 Working temperature	-20 °C +58 °C
 Equipment to be powered by 12-24 VDC LPS or Class 2 power source	

METROLOGICAL SPECIFICATIONS OF TYPE-APPROVED INSTRUMENTS	OIML	NTEP
Applied standards by region	EU: 2014/31/UE; OIML R76:2006; EN45501:2015 United Kingdom: Non-automatic Weighing Instrument Regulations 2016 China: Law on Metrology of the People's Republic of China	USA: NIST HANDBOOK 44, 2020; NCWM PUB 14, 2021
Operation modes	single interval, multi-interval, multiple range	single interval, multi-interval, multiple range
Accuracy class	III or IIIL	III or IIIL
Maximum number of scale verification divisions	10000 (class III); 1000 (class IIIL)	10000 (class III/IIIL)
Minimum input signal for scale verification division	0.2 μV/VSI	
Working temperature	-10 °C +40 °C	-10 °C +40 °C (+14 °F +104 °F)