

PV80CLS

MOUNTING KIT for COMPRESSION-LOW PROFILE load cells

LAUMAS®

Series load cells: CLS

Up to 5000 kg application range



MAX STATIC LOAD	kg	FOR LOAD CELLS	NET WEIGHT (kg)	CODE
	5000	CLS (5000 kg)	1.5	PV80CLS

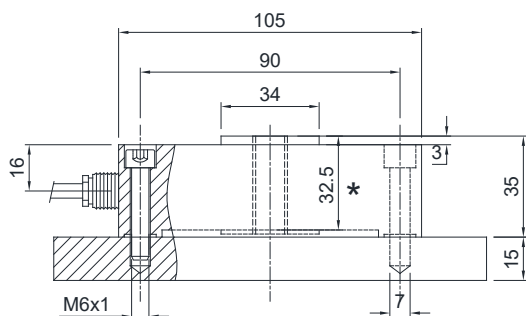
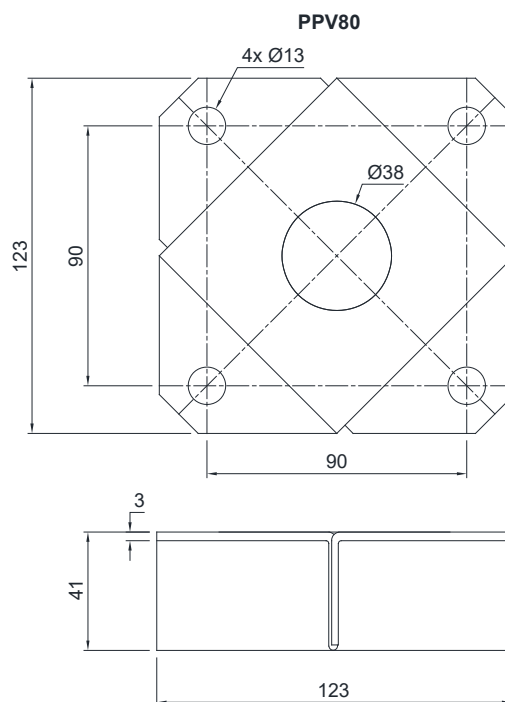
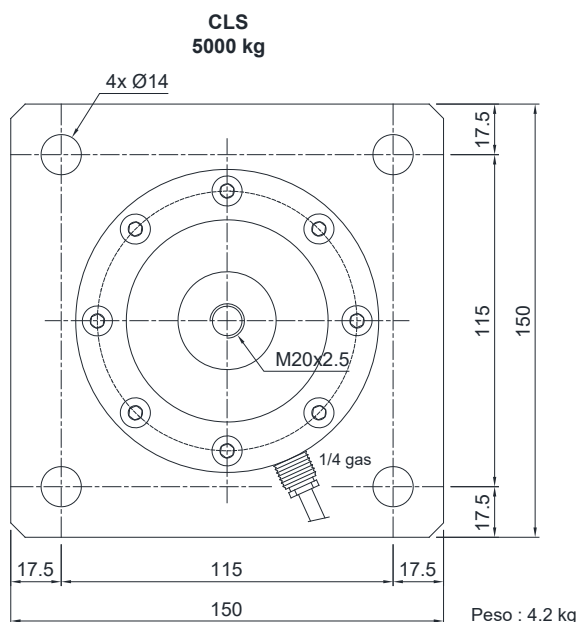
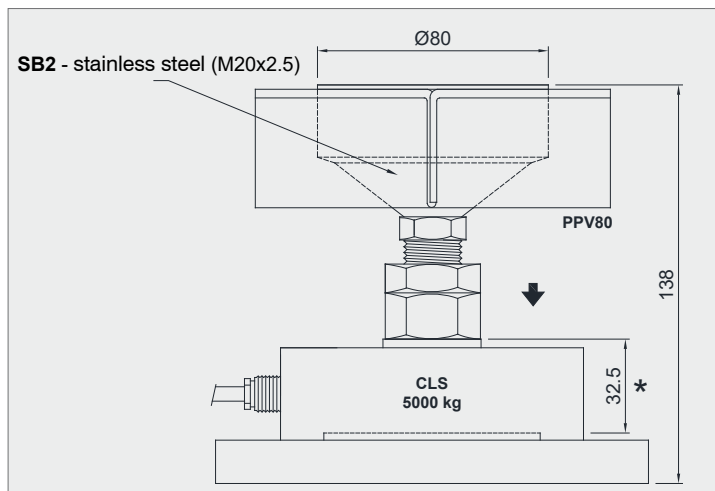
Load cell not included.

DESCRIPTION

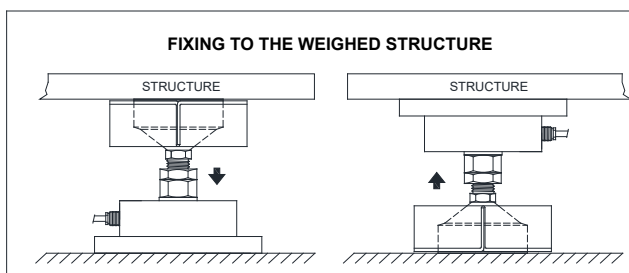
- Adjustable upper plate in AISI 304 stainless steel (PPV80).
- Constraint against lateral forces and anti-tilt by stainless steel self-centering joint foot.
- Compensation for any misalignments of the support plates of the structure.
- Adjustable height.

DIMENSIONS AND TECHNICAL SPECIFICATIONS

- Finished the installation by means of a copper wire, connect the upper supporting plate with the lower supporting plate, then connect all the lower plates to the earthing system.
- In case of structure with four-point support, if one-point does not touch the support base of the foot, you must proceed to adjust foot height.



* **WARNING!**
Max dimension to insert the bolt to allow the cell to perform properly



POSSIBLE UPPER PLATE POSITIONS

