



Manufactured according to OIML R60 standards

Capacity from 30000 kg to 250000 kg

- 17-4 PH STAINLESS STEEL
- COMBINED ERROR $\leq \pm 0.1\%$
- IP68 PROTECTION RATING



CAPACITY	kg	Ø INTERNAL	Ø EXTERNAL	NET WEIGHT (kg)
30000		50 mm	163 mm	5
50000		50 mm	163 mm	5
75000		50 mm	163 mm	5
50000		75 mm	163 mm	5
75000		75 mm	163 mm	5
75000		120 mm	229 mm	9
100000		120 mm	229 mm	9
125000		120 mm	229 mm	9
125000		165 mm	275 mm	14
150000		165 mm	275 mm	14
180000		165 mm	275 mm	14
180000		225 mm	320 mm	20
250000		225 mm	320 mm	20

CERTIFICATIONS

- EAC** Complies with the Eurasian Customs Union regulations
- UK CA** Equivalent of the CE marking for the United Kingdom

CERTIFICATIONS ON REQUEST

- ✓ Linearity test
- Ex** ATEX II 1GD (zone 0-1-2-20-21-22) (CE - UK)
- IECEx** IECEx (zone 0-1-2-20-21-22)
- EAC Ex** Complies with the Eurasian Customs Union regulations for use in potentially explosive atmospheres
- Ex-NEPSY** Complies with Chinese market regulations for use in potentially explosive atmospheres

OPTIONS ON REQUEST

DESCRIPTION



Two redundant strain gauges Wheatstone bridges (350 Ω) with two output cables; for dual safety systems.

COMPLEMENTARY ACCESSORIES

DESCRIPTION

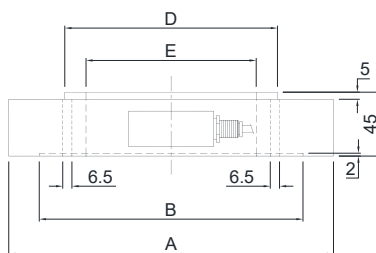
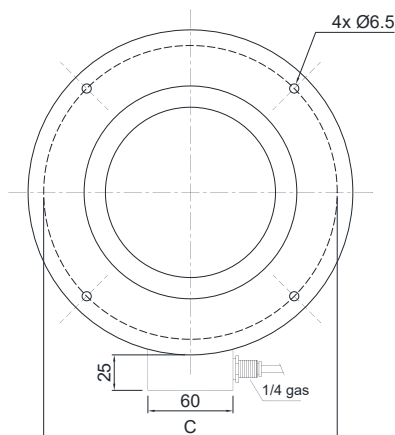
CODE



Galvanized steel plates for load distribution.

PIAS

TECHNICAL FEATURES - DIMENSIONS

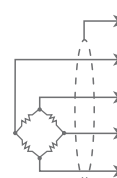


	300000 - 750000 kg	50000 - 75000 kg	75000 - 125000 kg	125000 - 180000 kg	180000 - 250000 kg
A	163	163	229	275	320
B	131.5	131.5	186.5	231	285
C	145	145	207	252	302
D	95	95	150	195	250
E	50	75	120	165	225
kg	5	5	9	14	20

Material	17-4 PH stainless steel		
Nominal load (E max)	30000 - 50000 - 75000 - 100000 - 125000 - 150000 - 180000 - 250000 kg		
Combined error	$\leq \pm 0.1\%$		
Protection rating	IP68		
Rated output	2 mV/V $\pm 0.1\%$	Input resistance	700 $\Omega \pm 20$
Temperature effect on zero	0.005% $^{\circ}\text{C}$	Output resistance	700 $\Omega \pm 5$
Temperature effect on span	0.005% $^{\circ}\text{C}$	Zero balance	$\pm 1\%$
Compensated temperature range	-20 $^{\circ}\text{C}$ / +70 $^{\circ}\text{C}$	Insulation resistance	>5000 M Ω
Operating temperature range	-30 $^{\circ}\text{C}$ / +90 $^{\circ}\text{C}$	Safe overload (% of full scale)	150%
Creep at nominal load in 30 minutes	0.03%	Ultimate overload (% of full scale)	300%
Max supply voltage without damage	15 V	Deflection at nominal load	0.4 mm

ELECTRICAL CONNECTIONS

Cable length	5 m
Cable diameter	5 mm
Cores	6 x 0.14 mm ²



SHIELD

+ SIGNAL	GREEN
+ EXCITATION + REF./SENSE	RED BLUE
- SIGNAL	WHITE
- EXCITATION - REF./SENSE	BLACK BROWN