

MODBUS RTU

DESCRIPTION

- WiFi communication interface device between two serial devices.
- Transceiver in IP67 polycarbonate box with 2 M16x1.5 cable glands.
- Dimensions: 80x170x65 mm (four fixing holes Ø4 mm; centre distance: 60x120 mm).
- Backlit alphanumeric LCD display, two-line by 8-digit (5 mm height), visible area: 38x16 mm.
- 6 signalling LED.
- 4-key keyboard.

INPUTS/OUTPUTS AND COMMUNICATION

- WiFi module for wireless connection with ModBus RTU, ASCII Laumas protocols.
- RS485/RS232 serial ports for communication via protocols ModBus RTU, ASCII Laumas or continuous one way transmission.

MAIN FUNCTIONS

- Connections to:
 - PC via WiFi/virtual Ethernet port;
 - PC/PLC via RS485/RS232 (up to 99 instruments with line repeaters, up to 32 without line repeaters);
 - others MODWF devices and W series weight indicators (equipped with OPZW1RADIO optional module) via WiFi.
- WiFi/serial tunnel function.
- Communication with existing WiFi networks.
- Energy saving mode.



CERTIFICATIONS



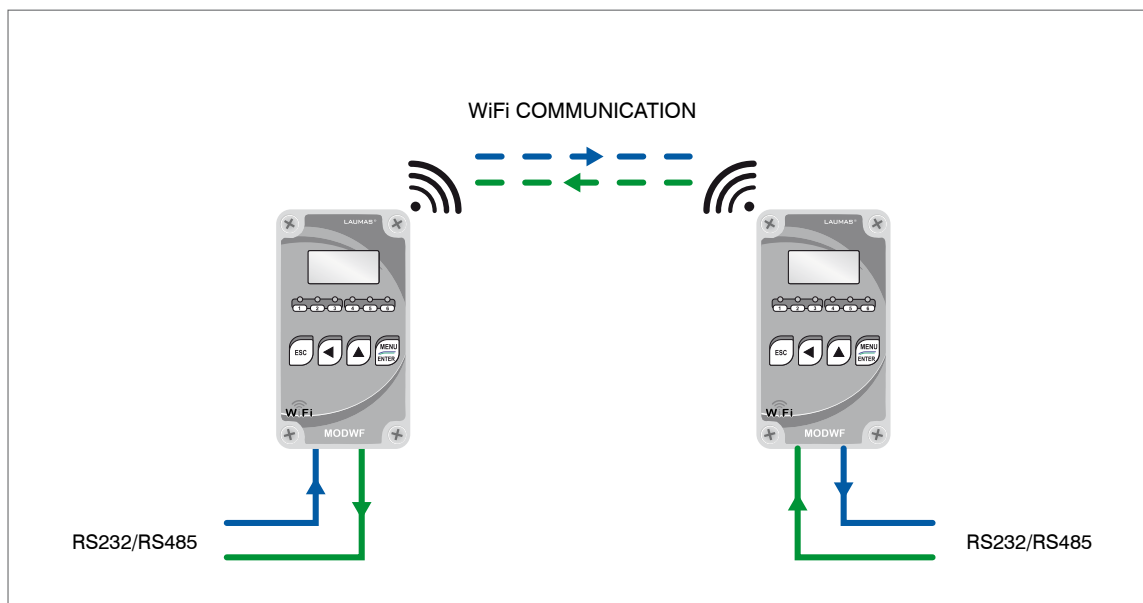
Complies with the Eurasian Custom Union regulations





Equivalent of the CE marking for the United Kingdom

TECHNICAL FEATURES

Power supply and consumption	12÷24 VDC ±10%; 2 W
Serial ports	RS485, RS232
Baud rate	2400, 4800, 9600, 19200, 38400, 115200 (bit/s)
Wireless	WiFi module (2.4 GHz) with serial protocols in tunnel mode. Radio range up to 100 m line of sight.
Humidity (condensate free)	85%
Storage temperature	-30 °C +80 °C
Working temperature	-20 °C +60 °C



OPTIONS ON REQUEST

	DESCRIPTION	CODE
	Rechargeable external lead battery. <ul style="list-style-type: none"> 12 V - 2800 mAh capacity IP67 polycarbonate box 160x80x85 mm with transparent cover (4 fixing holes Ø4 mm; centre distance: 152x122 mm). Battery charger. 26 hours operating time*. 	BATEXT
	Rechargeable internal NiMH battery. <ul style="list-style-type: none"> 8 elements - 1.2 V - AA type - 2450 mAh capacity. Supplied already installed in the instrument, with external dedicated switch; overall box dimensions: 190x80x65 mm. 24 hours operating time*. 	OPZBATTWF

* Approx. maximum operating time for typical use with fully charged battery, with 4 load cells (350 ohm) and energy saving mode enabled.

The Company reserves the right to make changes to the technical data, drawings and images without notice.